

# Deposit to earn rewards



Sign up and deposit to receive up to **17,500 USDT** in bonuses.  
Exclusive for new users only.

Get it now

## How To Withdraw Pi Network Coin? - Beginner's Guide

Original:

<https://www.btcc.com/en-US/academy/research-analysis/transfer-your-asset>

A lot of people have started using and talking about the Pi network recently. This makes sense, considering that anyone with a mobile device or computer may start earning the coin right away.

The fact that anyone can mine the coin for free from their mobile phones ensures that it will remain popular even though no cryptocurrency exchange has listed it for trading. The Pi network app is all that's needed to begin mining.

Discover all there is to know about the Pi network, its cutting-edge blockchain technology, earning opportunities, and withdrawing your funds with the help of this comprehensive tutorial.

---

**Trade on BTCC with 10 FREE USDT.**

**Sign up today to redeem your bonus.**

**10,055 USDT DEPOSIT BONUS**

---

# What is Pi Network?

A decentralized cryptocurrency project, Pi network makes mining available to everyone. Since the first cryptocurrencies failed to make cryptocurrency mining straightforward and accessible to everyone, the initiative launched in March 2019 with the goal of changing that.

The Pi Network, created by Stanford alums, is a decentralized platform that facilitates the validation of transactions and the recording of Pi currency through mining. You can mine the project's native coin on your phone or computer for free.


Being both environmentally and user-friendly is a major plus of the Pi mining app. Unlike other mining apps, it won't cause your phone to overheat because of its low battery use. This is because its foundation rests on users confirming and endorsing one another in order to keep the network secure.

Concurrently, the app has expanded with various connectors to enhance user experience. An example of a decentralized application (dApp) browser is available for developers to utilize third-party Pi apps. At the same time, a testnet variant of the Pi wallet is available, and it can finish transactions in as little as 8 seconds.

As a free mining app, Pi Network had its beginnings in 2019. More than 100,000 people have joined the platform in the short time since its introduction. An astounding 33 million people across the globe were using the service in March 2022.

**GET 10 USDT WELCOME BONUS**

**GET 10,055 USDT DEPOSIT BONUS**



[Download App for Android](#)

[Download App for iOS](#)

# How To Make money With Pi Network

You can start earning on Pi Network by visiting [minepi.com](https://minepi.com) on your PC browser or by downloading the mining app for mobile devices.

Users can mine Pi for the next 24 hours by opening the app and tapping the mining icon every hour.

At the same time, users can boost their mining rate by inviting friends using their unique invite link. You can increase your coin yield by beginning mine early.

You can increase your boost by 25% only by referring a novice to the Pi Network. New users can start contributing after three days of active mining. Inviting additional pals and boosting their mining speed also allows them to create their own secret circle.

Once the mainnet is live, users have the option to do more than just mine; they may also join the Pi node program, which verifies transactions and gives them a share of the network fee. Choosing the Pi node is challenging and pointless because validation is solely for the mainnet.

At the same time, there are 12,000 Pi nodes available for anyone interested in investing in the initiative.

**GET 10 USDT WELCOME BONUS**

**GET 10,055 USDT DEPOSIT BONUS**

## How To Withdraw Pi Network


Now we can get to the burning question that all Pi miners have: how can I cash out my Pi coin? The ability to withdraw and transform Pi tokens into a spendable asset is the primary incentive for mining or accumulating them on the Pi Network.

Users can only store their Pi coins in the built-in wallet of the Pi software.

Here's how to utilize the built-in browser wallet on the testnet.

- Open the Pi Browser and log in.
- Create a New Wallet
- Transfer your asset

## **1.Log in to Pi Browser**



- Open the Pi mining app, log in, and select from the menu in the top left corner. Go to the Pi Browser now.
- After reading the Pi Browser's instructions, touch "SIGN IN TO PI BROWSER" to log in.
- It will link you to the app store, where you can download the browser, if you don't already have it installed.

- It will, however, take you to the browser automatically if you have it installed
- Usually, the browser will sign in on its own if you're using the Pi mining software. You can manually log in, though, by providing your Pi Network login information.

## **2. Create a New Wallet**

You will be greeted with a welcome message and various Pi Network decentralized applications (dApps), including the communication app, wallet, know-your-customer (KYC), explorer, and mining app, upon logging in.

Select the wallet that is denoted by the icon WALLET.PI.

Finally, select GENERATE WALLET to create your wallet. Implement safeguards and create backups of your passphrases.

## **3. Transfer your asset**

## Balance



**79.860000 Test-π**

RECEIVE

SEND

[History](#) [Settings](#)

**Important Note:** Test-π is not real π that you have mined through the Pi app. Test-π is solely for the purpose of testing transactions on the Pi Testnet and does not contain any value. The Pi Testnet will be periodically reset as part of the testing, which will also reset your Test-π balance.

- You can now send and receive Pi coins within the Pi network after creating a new wallet.
- Simply open your Pi browser and select Wallet.pi to accomplish this.
- Enter your passphrase to log in and open the wallet.
- The RECEIVE and SEND options are located here. You can send your coins across the Pi network using either of the two choices.

Having said that, you can't transfer Pi Coin to any other wallet or exchange like other cryptocurrencies.

As for the final stage of the plan, users and miners on the Pi will be able to withdraw their money after the network switches to the mainnet.

During this stage, the coin will fully list on exchanges and acquire all decentralized blockchain properties. Users will be able to trade and withdraw the coin once it is listed on an exchange platform or cryptocurrency wallet.

As a precaution against fraud and other harmful network activity, the second stage of development will limit the ability to send and receive Pi currencies. Following successful completion of all testnet-related tasks, the network will be moved to the mainnet and pronounced production-ready.

Despite the team's December 2021 launch of an Enclosed Mainnet, the network is now still heavily modified for test purposes. As far as the team is concerned, the mainnet will integrate a KYC process to block any unauthorized external connectivity. Once the migration is complete, Pioneers will have complete freedom to use or transfer their coin as they like.

Developers and key team members of the network will submit additional features after the launch. Additionally, changes to any section of the network or new nodes will be delivered at regular intervals.

**Disclaimer:** Pi coin carries a high level of risk and it is not recommended to trade this coin.



[Download App for Android](#)

[Download App for iOS](#)



# How to Trade Crypto Futures on BTCC ?

To trade Crypto Futures on BTCC, follow these simple steps:

- **Create an account**

Go to the [BTCC website](#) and fill out the registration form with the necessary details. Finish the checks to make sure you're in line with the stock exchange's rules.

- **Deposit funds**

Fund your BTCC wallet once your account has been created and verified. You can fund your BTCC account with a number of different cryptocurrencies and fiat currencies.

- **Navigate to the crypto trading section**

You can begin trading on the BTCC platform as soon as your account has been funded. Find the crypto exchange rate, which is written as crypto/Bitcoin (BTC) or crypto/US Dollar (USDT) depending on the other pairs available.s.

- **Choose your trading type**

Both spot trading and futures trading are available through BTCC. If you want to purchase or sell crypto tokens at the current market price, you may want to investigate spot trading. If you'd rather trade crypto with leverage and speculate on its price movements, you can do so with crypto Futures.

- **Place your trade**

After deciding which type of deal you want to make, you can enter the amount of crypto you like to buy or sell, as well as your preferred price (if necessary). If everything checks out, go ahead and make the deal.

- **Monitor and manage your trades**

Be sure to monitor your crypto holdings on the BTCC exchange. To limit losses and protect gains, you can use stop-loss and take-profit orders. It is also important to keep up with the latest crypto market trends and news if you want to successfully trade this cryptocurrency.

Before becoming involved in any kind of trading, make sure you've done your homework. Due to the extreme volatility of the cryptocurrency markets, it is crucial to have a well-defined trading strategy and risk management framework in place. To successfully trade crypto on the BTCC market and take advantage of the chances it provides, follow these procedures and keep yourself updated.

[Look More:How to Deposit Crypto on BTCC?](#)

## **How to Trade Tether (USDT) on BTCC**


**Mobile App**

- 1. Download the BTCC App via [App Store](#) or [Google Play](#)
- 2. Register and verify your account, or log in to your BTCC account.
- 3. Tap 'Buy Crypto'.
- \*Please note that only verified users are eligible to buy crypto on BTCC.
- 4. Enter the amount you would like to buy in USDT.
- 5. Select a service provider and proceed to payment.

## Web Platform

- 1. [Register](#) and verify your account, or [log in](#) to your BTCC account.
- 2. Click 'Buy Crypto' on the menu.
- \*Please note that only verified users are eligible to buy crypto on BTCC.
- 3. Enter the amount you would like to buy in USDT.
- 4. Select a service provider and proceed to payment.

[TRADE\_PLUGIN]USTCUSDT,USTCUSDT[/TRADE\_PLUGIN]



[Download App for Android](#)

[Download App for iOS](#)

## BTCC Bonus

BTCC bonuses apply to different categories of users. Every new user gets a **10 USDT** coupon after completing their registration. You will also get an additional **20 USDT** coupon on completing your KYC verification.

## • Bonus On First Deposit And Trade

You will get a bonus worth 10 USDT when you deposit 200 USDT and above within 7 days of opening an account. The reward includes a 5 trading fund and a 5 USDT coupon.

**Get 20 USDT**  
Identity verification (KYC)  
20 USDT coupon  
Verify identity

**Get 10 USDT**  
First deposit  
Make your first deposit of 200 USDT or more within 7 days to get a 5 trading fund + a 5 coupon  
Deposit

Or

**Get 20 USDT**  
First deposit  
Make your first deposit of 500 USDT or more within 7 days to get a 20 trading fund  
Deposit

If the deposit is 500 USDT and above, you will get a 20-trading fund. Furthermore, if you make a cumulative deposit of 2000 USDT within 30 days of opening an account, you will get a 30 USDT trading fund. Trading within 7 days of signing up will also earn you a 20 USDT coupon.

## • BTCC Futures Trading Bonus

You can earn bonuses from trading futures on BTCC within a stipulated time.

**Get 30 USDT**  
**Cumulative deposit**  
 Make deposits of 2,000 USDT or more cumulatively within 30 days to get a 30 USDT trading fund. Deposit

**Get 210 USDT**  
**Cumulative futures trading volume**  
 Trade 200,000 USDT or more in volume cumulatively to get a 10 USDT trading fund and a 200 USDT coupon. Trade

**Get 320 USDT**  
**Cumulative futures trading volume**  
 Trade 500,000 USDT or more in volume cumulatively to get a 20 USDT trading fund and a 300 USDT coupon. Trade

**Get 550 USDT**  
**Cumulative futures trading volume**  
 Trade 1,000,000 USDT or more in volume cumulatively to get a 50 USDT trading fund and a 500 USDT coupon. Trade

- A cumulative future trade of 200,000 USDT and above will earn you a 10 USDT trading fund and a **200 USDT** coupon.
- A cumulative future trade of 500,000 USDT and above will earn you a 20 USDT trading fund and a **300 USDT** coupon.
- A cumulative future trade of 1 million and above will earn you a 50 USDT trading fund and a **500 USDT** coupon.
- A cumulative future trade of 5 million USDT and above will earn you a 125 USDT trading fund and a **1000 USDT** coupon.
- A cumulative future trade of 10 million USDT and above will earn you a 250 USDT trading fund and a **2000 USDT** coupon.
- A cumulative future trade of 20 million USDT and above will earn you a 500 USDT trading fund and a **5000 USDT** coupon.

**Get 1125 USDT**  
Cumulative futures trading volume  
Trade 5,000,000 USDT or more in volume cumulatively to get a 125 USDT trading fund and a 1000 USDT coupon.

**Get 2250 USDT**  
Cumulative futures trading volume  
Trade 10,000,000 USDT or more in volume cumulatively to get a 250 USDT trading fund and a 2000 USDT coupon.

**Get 5500 USDT**  
Cumulative futures trading volume  
Trade 20,000,000 USDT or more in volume cumulatively to get a 500 USDT trading fund and a 5000 USDT coupon.

## • Other Bonus

### Invite a Friend

Invite a friend to BTCC to get a 25% rebate on their trading fees. You can get up to 530 USDT in rewards per referral.

[TRADE\_PLUGIN]BTCUSDT,ETHUSDT[/TRADE\_PLUGIN]

**Deposit and Receive Up to 10,055 USDT!**  
**Trade on BTCC Now**

## BTCC FAQs

### 1. Is BTCC safe?

Since its inception in 2011, BTCC has made it a priority to create a secure space for all of its visitors. Measures consist of things like a robust verification process, two-factor authentication, etc. It is considered one of the most secure markets to buy and sell cryptocurrencies and other digital assets.

## **2.Is it possible for me to invest in BTCC?**

Users are encouraged to check if the exchange delivers to their area. Investors in BTCC must be able to deal in US dollars.

## **3.Can I Trade BTCC in the U.S?**

Yes, US-based investors can begin trading on BTCC and access the thriving crypto asset secondary market to buy, sell, and trade cryptocurrencies.

### **Don't miss:**

[BTCC Guide-How to Deposit Crypto on BTCC?](#)

[What is Crypto Futures Trading - Beginner's Guide](#)

[What is Leverage in Cryptocurrency? How Can I Trade at 100X Leverage?](#)

[Best Crypto Exchange to Trade with Leverage](#)

[Best High Leverage Crypto Trading Exchange Platform](#)

[Here is a Cryptocurrency Scammer List of 2022](#)

[Free Crypto No Deposit Bonus For Signing Up 2022](#)

[Terra Classic Price Prediction- Will LUNC Hit \\$1 ?](#)

[Binance Learn and Earn Quiz Answers - LDO, WOO, QI Quiz Answers](#)

[Terra Classic Burn: The Reason Behind LUNC and LUNA Recent Spike](#)

[Shiba Inu \(SHIB\) Price Prediction 2023, 2025, 2030 : Will SHIB Reach \\$1?](#)

[Apecoin Price Prediction 2022, 2025, 2030 - Will Apecoin Go Up?](#)

[Ripple \(XRP\) Price Prediction 2023, 2025, 2030 : Why Are XRP Prices So Low?](#)

[Solana \(SOL\) Price Prediction 2022,2050, 2030-Future of Solana?](#)

[Avalanche \(AVAX\) Price Prediction 2022,2025,2030 - Is AVAX a Good Investment?](#)

[Chainlink \(LINK\) Price Prediction 2023, 2025, 2030 - Is LINK a Good Investment?](#)

[Dogecoin \(DOGE\) Price Prediction 2023, 2025, 2030 - Will DOGE Explode in 2023?](#)

[Bitcoin \(BTC\) Price Prediction 2023, 2025, 2030 - Is BTC a Good Investment?](#)

[Litecoin Price Prediction 2023, 2025, 2030: Is Litecoin a Good Investment?](#)

[Dash Price Prediction 2023, 2025, 2030: Is DASH a Good Investment?](#)

[GMT Price Prediction 2023, 2025, 2030: Is GMT Coin a Good Investment?](#)

[Bitcoin Cash Price Prediction 2023, 2025 and 2030: Is Bitcoin Cash a Good Buy?](#)

[Yearn.Finance \(YFI\) Price Prediction 2023, 2025, 2030 - Is YFI a Good Investment?](#)

[Bitcoin SV Price Prediction 2023, 2025, 2030: Is Bitcoin SV a Good Investment?](#)

[Tron \(Uniswap \(UNI\)\) Price Prediction 2023, 2025, 2030 — Will Tron Hit \\$1?](#)

[Gala \(GALA\) Price Prediction 2023, 2025, 2030 — Is GALA a Good Investment?](#)

[Blur Price Prediction 2023, 2025, 2030: Is Blur Crypto a Good Investment?](#)

[Fantom \(FTM\) Price Prediction 2023, 2025, 2030—Is FTM a Good Investment?](#)

[Polkadot \(DOT\) Price Prediction 2025 - 2030: Is Polkadot a Good Investment?](#)

[Aptos \(APT\) Price Prediction 2023, 2025, 2030- Will APT Go Up?](#)

[Bitcoin SV Price Prediction 2023, 2025, 2030: Is Bitcoin SV a Good Investment?](#)

[Aptos \(APT\) Price Prediction 2023, 2025, 2030- Will APT Go Up?](#)

[Celsius \(CEL\) Price Prediction 2023, 2025, 2030](#)

[Celer Network \(CELR\) Price Prediction 2023, 2025, 2030](#)

[Cocos-BCX \(COCOS\) Price Prediction 2023, 2025, 2030 — Will COCOS Hit \\$10?](#)

[Compound \(COMP\) Price Prediction 2023, 2025, 2030](#)

[Shentu \(CTK\) Price Prediction 2023, 2025, 2030](#)

[Cartesi \(CTSI\) Price Prediction 2023, 2025, 2030](#)

[Civic \(CVC\) Price Prediction 2023, 2025, 2030](#)

[DODO \(DODO\) Price Prediction 2023, 2025, 2030 — Is DODO a Good Investment?](#)

[Open Campus \(EDU\) Price Prediction 2023, 2025, 2030](#)

[Fetch.ai \(FET\) Price Prediction 2023, 2025, 2030 - Is FET a Good Investment?](#)

[Frax Share \(FXS\) Price Prediction 2023, 2025, 2030 — Will FXS Hit \\$100?](#)

[Game Fantasy Token \(GFT\) Price Prediction 2023,2025,2030 — Is GFT a Good Investment?](#)



[GMX Price Prediction 2023, 2025, 2030](#)

[Hedera \(HBAR\) Price Prediction 2023, 2025, 2030 – Is HBAR a Good Investment?](#)

[Highstreet \(HIGH\) Price Prediction 2023, 2025, 2030](#)

[ICON \(ICX\) Price Prediction 2023, 2025, 2030](#)

[SPACE ID \(ID\) Price Prediction 2023, 2025, 2030 — Will ID Hit \\$10?](#)

[JasmyCoin \(JASMY\) Price Prediction 2023, 2025, 2030: Is JASMY a Good Investment?](#)

[JOE \(JOE\) Price Prediction 2023, 2025, 2030](#)

[Kusama \(KSM\) Price Prediction 2023, 2025, 2030](#)

[Lido DAO \(LDO\) Price Prediction 2023, 2025, 2030](#)

[Linear Finance \(LINA\) Price Prediction 2023, 2025, 2030](#)

[Liquity \(LQTY\) Price Prediction 2023, 2025, 2030](#)

[Loopring \(LRC\) Price Prediction 2023, 2025, 2030](#)

[Maker \(MKR\) Price Prediction 2023, 2025, 2030](#)

[Ocean Protocol Price Prediction 2023, 2025, 2030: Is OCEAN Protocol Coin a Good Investment?](#)

[Radiant Capital \(RDNT\) Price Prediction 2023, 2025, 2030](#)

[iExec \(RLC\) Price Prediction 2023, 2025, 2030](#)

[Rocket Pool \(RPL\) Price Prediction 2023, 2025, 2030](#)

[Reserve Rights \(RSR\) Price Prediction 2023, 2025, 2030](#)

[SSV Network \(SSV\) Price Prediction 2023, 2025, 2030](#)

[StarLink Coin Price Prediction: Is STARL a Good Investment?](#)

[Stargate Finance Price Prediction 2023, 2025, 2030 — Is STG a Good Investment?](#)

[StormX \(STMX\) Price Prediction 2023, 2025, 2030 — Will STMX Hit \\$1?](#)

[Stacks \(STX\) Price Prediction 2023, 2025 and 2030](#)

[Swipe \(SXP\) Price Prediction 2023, 2025, 2030 – Will SXP Hit \\$100?](#)

[TomoChain \(TOMO\) Price Prediction 2023, 2025, 2030](#)

[Tellor \(TRB\) Price Prediction 2023, 2025, 2030](#)

[UMA \(UMA\) Price Prediction 2023, 2025, 2030](#)

[TerraClassicUSD \(USTC\) Price Prediction 2023,2025, 2030 — Is USTC a Good Investment?](#)

[VeChain \(VET\) Price Prediction 2023, 2025, 2030](#)

[WOO Network \(WOO\) Price Prediction 2023, 2025, 2030](#)

[Yield Guild Games \(YGG\) Price Prediction 2023, 2025, 2030](#)

[0x Protocol \(ZRX\) Price Prediction 2023, 2025, 2030](#)

[Pepe 2.0 Price Prediction 2023, 2025, 2030](#)

[Bancor Network Token \(BNT\) Price Prediction 2023, 2025, 2030 — Is BNT a Good Investment?](#)

[JUST \(JST\) Price Prediction 2023, 2025, 2030 — Is JST a Good Investment?](#)

[Smooth Love Potion\(SLP\) Price Prediction 2023, 2025, 2030](#)

[Step App \(FITFI\) Price Prediction 2023, 2025, 2030 - Is FITFI a Good Investment?](#)

[Chia Network \(XCH\) Price Prediction 2023, 2025, 2030 — Is XCH a Good Investment?](#)

[Badger DAO \(BADGER\) Price Prediction 2023, 2025, 2030 — Is BADGER a Good Investment?](#)

[Perpetual Protocol\(PERP\) Price Prediction 2023, 2025, 2030 — Is PERP a Good Investment?](#)

[Cronos \(CRO\) Price Prediction 2023, 2025, 2030 — Will CRO Hit \\$1?](#)

[Biconomy \(BICO\) Price Prediction 2023, 2025, 2030 — Will BICO Hit \\$100?](#)

[Dora Factory \(DORA\) Price Prediction 2023,2025,2030 — Is DORA a Good Investment?](#)

[Gods Unchained \(GODS\) Price Prediction 2023, 2025, 2030 — Is GODS a Good Investment?](#)

[Sweat Economy \(SWEAT\) Price Prediction 2023, 2025, 2030 — Will SWEAT Hit \\$1?](#)

[Flare Token Price Prediction 2023, 2025, 2030 — Is FLR a Good Investment?](#)

[Moonbeam \(GLMR\) Price Prediction 2023, 2025, 2030 - Is GLMR a Good Investment?](#)

[Kadena \(KDA\) Price Prediction 2023,2025,2030 — Is KDA a Good Investment?](#)

[Creditcoin \(CTC\) Price Prediction 2023,2025,2030 — Is CTC a Good Investment?](#)

[Illuvium \(ILV\) Price Prediction 2023, 2025, 2030 — Is ILV a Good Investment?](#)

[Akropolis \(AKRO\) Price Prediction 2023,2025,3030 — Is AKRO a Good Investment?](#)

[Trust Wallet Token \(TWT\) Price Prediction 2023, 2025, 2030](#)

[Alien Worlds \(TLM\) Price Prediction 2023, 2025, 2030](#)

[Worldcoin \(WLD\) Price Prediction 2023, 2025, 2030](#)

[Casper \(CSPR\) Price Prediction 2023, 2025, 2030 — Is CSPR a Good Investment?](#)

[Api3 \(API3\) Price Prediction 2023,2025,2030 — Is API3 a Good Investment?](#)

[Optimism \(OP\) Price Prediction 2023, 2025, 2030 — Is OP a Good Investment?](#)