

Deposit to earn rewards



Sign up and deposit to receive up to **17,500 USDT** in bonuses.
Exclusive for new users only.

Get it now

Terra (LUNA) Price Prediction 2023, 2025, 2030

Original:

<https://www.btcc.com/en-US/academy/research-analysis/terra-luna-price-prediction-2023-2025-2030-is-luna-2-0-a-good-investment>

Terra Luna Price Prediction Overview: It is predicted that the maximum price LUNA 2.0 can reach is \$1.09 in 2023, \$2.16 in 2025, and \$5.02 in 2030.

Trade on BTCC with 10 FREE USDT.

Signup today to redeem your bonus.

10,055 USDT DEPOSIT BONUS

In late May 2022, Terra's community voted in favour of founder [Do Kwon's proposal](#) to create a new blockchain, commonly referred to as Terra 2.0. The old blockchain was renamed Terra Classic and its token was rebranded as [Luna Classic \(LUNC\)](#).

The new Terra 2.0's native token [LUNA](#) or LUNA 2.0 (as listed on various exchanges) was airdropped to holders of old Terra tokens in the days that followed.

Most importantly, the Terra 2.0 chain chose to abandon its flagship yield-generating stablecoin UST, in a bid to rebuild again with a clean slate.

As of 28 June 2023, both the old and new Terra chains continue to coexist in parallel following the hard fork.

This post will uncover everything you need to know about Terra (LUNA), its background, the way Terra 2.0 works, and the price history. However, our primary focus will remain on the Terra (Luna) price prediction for 2023, 2025 and 2030.

Before diving into the detailed price prediction and discussing numbers that might get you bored for no reason at all, let's have a basic overview of Luna 2.0 in the market.


[TRADE_PLUGIN]LUNAUSDT,LUNCUSDT[/TRADE_PLUGIN]

Terra (LUNA) Overview

CoinMarketCap	Terra
Trading Volume	12.5M
Price	1.00
Price Change 24H	-0.02%
Market Cap	12.5M
Circulating Supply	12.5M
Trading Volume	12.5M
All Time High	12.5M
All Time Low	12.5M

GET 10 USDT WELCOME BONUS

GET 10,055 USDT DEPOSIT BONUS



[Download App for Android](#)

[Download App for iOS](#)

The Rise and Fall of Terra Network

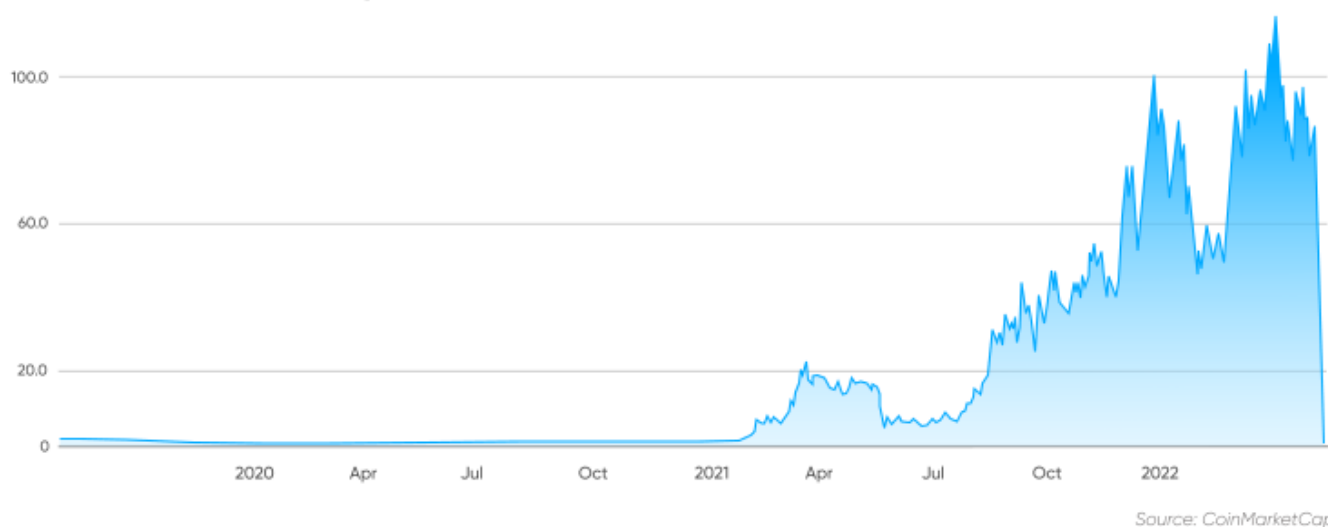
Before the collapse of Terra's algorithmic stablecoin UST and its native token in May 2022, the blockchain was a thriving network which focused on decentralised finance (DeFi).

Yield-seeking investors from far and wide flocked to Terra's passive income protocol Anchor (ANC) for its 20% interest rate on UST deposits, which in turn drove demand for UST and the old LUNA token.

At its peak in April 2022, Terra's native token boasted a market capitalisation of over \$41bn, and was among the top 10 largest cryptocurrencies in the world.

Historical data from analytics website DefiLlama showed that Terra was also among the top three blockchain networks in terms of total value locked (TVL), with over \$21bn in TVL at its peak.

LUNA to USD chart, 2019 - 2022



Terra's fortune took a drastic turn in early May 2022 when its ecosystem saw capital flight, following the depegging of algorithmic stablecoin UST and a plunge in what would become Luna Classic prices.

Investors who were once drawn to near 20% returns on UST deposits began to withdraw and sell their UST tokens in a frenzied exit, as UST began losing its dollar peg on 9 May 2022. As more UST holders sold their tokens, LUNC - which was designed to be a balancing token to help maintain UST's dollar peg - saw hyperinflation.

Between 9 May and 12 May, LUNC lost nearly all of its value as it dropped by 99.98% from about \$64 to \$0.0087. UST, which was designed to be worth \$1, plunged to \$0.25 in the same period.

Cascading effects from the Terra crisis engulfed a cryptocurrency market that was already weakened by difficult macroeconomic conditions.

Three Arrows Capital (3AC), a billion dollar crypto hedge fund that had exposure to Terra’s ecosystem, went bankrupt as falling crypto prices forced liquidations of collateralised loans and leveraged trading positions across the industry, aggravating the sell-off. Investor sentiment plummeted as crypto lending platforms like Celsius (CEL) and Babel suspended withdrawals for clients.

Analysts at Saxo Bank noted that Terra’s collapse and its ripple effects on the crypto market could result in stricter market regulation.

“Regulators and policymakers are still working on national and international regulations for the cryptocurrency space, and fear is now that the regulatory framework will be even more strict, and it could limit some of the existing use-cases for cryptocurrencies. In case potential applications for cryptocurrencies are constrained, the sentiment will likely go down as well.”

LUNA to USD chart, April - May 2022



Source: CoinMarketCap

What is Terra 2.0?

The Terra Ecosystem Revival Plan was passed by the Terra community on 25 May 2022, and approved the creation of a new blockchain and a new native token.

According to Terra’s website, the new Terra 2.0 network launched on 27 May 2022. The new LUNA token was distributed to LUNC stakers, LUNC and UST holders and essential app developers of the old Terra chain.

According to Terra, 30% of a user's LUNA token allocation can be freely traded at genesis but 70% of the allocation will be locked for six months. After six months, small portions of the 70% will be released with every block added to the Terra 2.0 chain for two years.

"After two years, all the airdropped Luna will have been released, and the vesting will be complete," said Terra.

According to Terra, the initial supply of LUNA at the genesis of the new chain was one billion coins. New coins will be released with every block as staking rewards, at a default rate of about 7% per annum. Users on the new chain will be able to vote on improvement proposals after depositing a minimum of 50 LUNA tokens.

Like the old chain, Terra 2.0 will continue to be a proof-of-stake blockchain built on the Cosmos (ATOM) network and secured by Cosmos-native Tendermint consensus.

According to Terra-based analytics firm Coinhall, about 88 projects have expressed interest in supporting the Terra 2.0 ecosystem. The list includes decentralised exchange Astroport, blockchain infrastructure provider Illiquidity, non-fungible token (NFT) protocol Galactic Punks and payment platform Outlet Finance among others. The majority of the projects on the list previously existed on the old Terra chain.

Terra 2.0 remains a shadow of its former self. Before its collapse, Terra was among the top three blockchain networks in terms of TVL, alongside the likes of Ethereum (ETH) and Binance Smart Chain (BNB).

In July 2022, CoinGecko said in its Q2 2022 Cryptocurrency Report :

"The collapse of UST and LUNA in May saw Terra's TVL shrink to just 5%. By the end of June, there was just over \$21m left on the network. The new Terra 2.0 network has even less than that, at \$13m TVL."

Related Read:

[Terra LUNA 2.0 vs. Luna Classic \(LUNC\): What Are the Differences?](#)

[Terra LUNA 2.0 And LUNA Classic \(LUNC\): Get It All in One Guide](#)



[Download App for Android](#)

[Download App for iOS](#)

Latest Terra Luna News

- A proposal has been made to introduce CAPA incentives to an stATOM/SOLID pool on Astroport Terra, which is powered by Terra Money. Capapult, a decentralized stablecoin protocol on Terra, aims to incentivize the pool with CAPA tokens. This development aims to foster liquidity and participation in the pool, benefiting both Capapult and the Terra ecosystem.
- A new on-chain proposal is available for voting within the Terra ecosystem. The proposal aims to re-enable the IBC Client to Kujira, facilitating the transfer of CW20 tokens between Terra and Kujira. The recent on-chain proposal vote within the Terra ecosystem has passed with an overwhelming majority. Proposal #4728, the TERRAN.ONE Grant Proposal, received 85.79% of YES votes and a 45.79% turnout.

Terra LUNA Price

Now let's first take a quick look at the LUNA 2.0 price history. While past performance should never be taken as an indicator of future results, knowing what the crypto has done in the past can give us some much-needed context when it comes to either interpreting a Terra LUNA price prediction or making one of our own.

New LUNA tokens or LUNA 2.0 (as they are referred to by some crypto exchanges) were airdropped to eligible wallet addresses on 28 May 2022.

The new LUNA coin opened at a price of \$18.98 on 28 May but immediately plummeted in value to end the day at \$4.94.

Although the price moved back up to \$11.97 on 30 May 2022, it fell again and by 8 June reached an intraday low of \$1.96. Things got worse after the cancellation of withdrawals on the Celsius (CEL) crypto lending platform confirmed the bear market, and LUNA sank to a low of \$1.66 on 18 June.


While there was some recovery after that, with LUNA trading at above \$2 in early July and the start of April, there was still downward pressure and, on 29 August 2022, the coin reached an all-time low of \$1.53.

There was then some recovery, and on 10 September it reached a high of \$7.06 before dropping down . By 5 November it was worth \$2.70 which was, admittedly, up from a low of \$2.26 it reached just three days prior. But following that, disaster struck. The collapse of the FTX (FTT) exchange caused yet another crash and LUNA fell to a low of \$1.44 on 22 November 2022.

When Kwon accused FTX founder Sam Bankman-Fried of being at least partially responsible for the downfall of UST, the markets were not too impressed and, on 16 December, LUNA fell to \$1.17, making a very modest recovery to close the year at about \$1.26.

Things didn't get better in 2023, with LUNA down 29.0% in the past 30 days.

At the time of writing, LUNA is trading at \$0.6229 with a market capitalization of \$189,376,944, ranking #138 amongst all cryptocurrencies by that metric. In the past 24 hours, the LUNA price has decreased by 4.22% with a trading volume of \$31,025,813.



[Download App for Android](#)

[Download App for iOS](#)

Terra Luna 2.0 Price Prediction 2023, 2025, 2030

We've covered most of the important things you need to know about Terra (LUNA) before considering its price prediction. If you are really interested in investing in the coin, this is the time to be more attentive. Do note, however, that predictions are not a substitute for your own research and due diligence.

Below pulls together our LUNA 2.0 price prediction for 2023, 2025 and 2030, ensuring you have a rough idea of the coin's future value potential:

YEAR	MINIMUM PRICE	MAXIMUM PRICE
2023	\$0.79	\$1.09
2025	\$1.65	\$2.16
2030	\$4.31	\$5.62

[TRADE_PLUGIN]LUNAUSD, LUNCUSD[/TRADE_PLUGIN]

Terra Luna Price Prediction 2023

Terra's goal is to build an international payment system with minimal rates and no constraints imposed by national frontiers. Terra is ideally positioned to capitalize on Defi's prospects. As defi progresses and real-world use instances get more prevalent, Luna 2.0 might see impressive growth throughout 2023.

However, on the other hand, an ebbing stance in the business, followed by negative criticism and falling volumes could also sink the price down.

Therefore, our Terra Luna price prediction 2023 estimates a maximum price of \$1.09 for Terra Luna by the end of 2023. On the flip side, if Terra 2.0 fails to commit to its expectations, the price might slip down to \$0.79, with an average price of \$0.84.



[Download App for Android](#)

[Download App for iOS](#)

Terra Luna Price Prediction 2025

If the Terra 2.0 network manages to regain the trust of the crypto community, with developments and community-building initiatives, the price of Terra LUNA might experience a significant increase in 2025.

Our Terra Luna price prediction 2025 forecasts that at the very highest, Luna price may reach \$2.16

by 2025. In contrast, failing to re-establish its prominence could slump the Luna price down to \$1.65. Successively, factoring in the maximum and minimum targets, the average Luna 2.0 price could settle at \$1.81 in 2025.

Terra Luna Price Prediction 2030

According to our Terra Luna price prediction 2030, Terra Luna is expected to trade between \$4.31 and \$5.02 in 2030.

Here, it's worth pointing out that 2030 is still a long way away. 7 years down the line, the crypto market could be affected by a host of different events and updates, each of which is difficult to ascertain. Ergo, it's best that predictions like these are taken with a pinch of salt.

In closing, please know the forecast figures are generated using our price prediction tool and in that matter, not a guarantee, that the actual price action will follow what we mentioned. Forecasts are not immune to changing circumstances and will be updated with new developments. Always do your own research and evaluate all necessary factors before making any investment.

FAQs

What will Luna be worth in 2023?

According to our Luna price prediction 2023, the maximum Luna price for 2023 is expected to be \$1.09 and the minimum price of Luna 2.0 could be \$0.79.

How much will Terra Luna cost in 2025?

Our Terra (Luna) price prediction 2025 suggests that Luna coin will be trading between \$1.65 and \$2.16 in 2025.

How much will Luna 2.0 cost in 2030?

As per our Terra Luna 2.0 price prediction 2030, Luna 2.0 is expected to reach a maximum price of \$5.02 in 2030, with a minimum price of \$4.31.

Where can I buy Terra LUNA?

Notable options for purchasing Terra LUNA include Binance, BTCC and KuCoin. Among

these, [BTCC](#) is one of the best exchanges as it witnesses a large trading volume of LUNA. Compared to [Binance](#), BTCC has no regulatory concerns and is available in U.S., Canada and many other countries in Europe. Furthermore, [BTCC exchange](#) is highly recommended due to its favourable attributes such as extremely low fees, user-friendly interface, excellent customer support, and robust security measures with no reported hacks or security breaches to date.

Buying LUNA on BTCC is simple. Check [here](#) to [create an account](#) on BTCC and choose to purchase LUNA with [USDT](#) and a leverage up to 50x. The transaction is safe, cheap, and fast with VERY easy steps.

[Buy LUNA Now](#)

[GET 10,055 USDT DEPOSIT BONUS](#)

What are BTCC's specs?

Sometimes, users feel more comfortable working with an exchange if they know that the exchange has a footprint in the industry. With 12 years of stable and secure operating history, [BTCC](#) is one of the [top cryptocurrency derivatives exchanges](#) in CoinMarketCap, which boasts a wide selection of 60+ cryptocurrencies and millions of registered users, offering services in 100+ countries.

[BTCC](#) charges 0.06% for both takers and makers, which are way below the industry average. According to the largest and most recent empirical study on crypto exchange trading fees, the average spot trading taker fee is 0.2294% and the maker fee is 0.1854%.

With high liquidity, low trading fees and fast transaction speed, BTCC allows users to open a trade immediately even when the crypto markets experience a sharp rise or plunge.

Apart from crypto trading, BTCC also supports tokenized futures service, allowing users to trade [stocks](#) and commodities futures ([Gold/Silver](#)) with USDT as the margin. The maximum leverage is up to 150x.

Trading on BTCC begins with [registration](#) and log in, which only takes 30 seconds. New customers can now sign up [here](#) to get a welcome bonus of 10 USDT, and complete the KYC verification to access all BTCC's features and [BTCC bonus](#). Once verified, you can start [trading LUNA](#) now.

BTCC Starter Rewards

Get Up to 10,055 USDT When You Register, Deposit and Trade!

GET +10,055 USDT Rewards

Recommended for you:

[Luna Classic Price Prediction: Will Luna Classic Reach \\$1?](#)

[XRP Price Prediction \\$500: Can XRP Reach \\$500 Dollars?](#)

[Will Pi Network Ever Launch? What Stage is Pi Network Now?](#)

[Is Pi Network Legit Or Scam: Pi Cryptocurrency Real or Fake?](#)

[Pi Coin Price Prediction: Will Pi Ever Be Worth Money?](#)

[Gold Price Predictions for Next 5 Years](#)

[Silver Price Predictions for Next 5 Years](#)

[Will Shiba Inu Reach 1 Cent?](#)

[Cardano \(ADA\) Price Prediction 2023, 2025, 2030](#)

[Will Cardano Reach \\$100?](#)

[Polygon \(MATIC\) Price Prediction 2023, 2025, 2030](#)

[Top 10 XRP Rich List: Who Are the Biggest XRP Holders?](#)

[Gala \(GALA\) Price Prediction 2023, 2025, 2030](#)

[PulseX Price Prediction 2023, 2025, 2030: Can PulseX Reach \\$1?](#)

[Stellar Lumens \(XLM\) Price Prediction 2023, 2025, 2030](#)

[Polkadot \(DOT\) Price Prediction 2023, 2025, 2030](#)

[HBAR Price Prediction 2025, 2030](#)

[Pepe Price Prediction 2023, 2025, 2030](#)

[Litecoin \(LTC\) Price Prediction 2023, 2025, 2030](#)

[JasmyCoin \(JASMY\) Price Prediction](#)

[Ethereum Price Prediction 2023, 2025, 2030](#)

[Dogecoin \(DOGE\) Price Prediction 2023, 2025, 2030](#)

[Can Solana Reach \\$1,000? Solana Price Prediction](#)

[VeChain \(VET\) Price Prediction 2023, 2025, 2030](#)

[Arbitrum \(ARB\) Price Prediction 2023, 2025, 2030](#)

[The Sandbox Price Prediction 2025, 2030](#)

[Bitcoin \(BTC\) Price Prediction 2023, 2024, 2025, 2030](#)

[Bitcoin Cash \(BCH\) Price Prediction 2023, 2025 and 2030](#)